










Pos	No.	Name	Laps	Total time	Diff	Best time	In lap	Best speed
1	12	 HERBRETEAU David	10	26:08.599		2:29.808	4	42.054
2	5	 RENKENS Nathan	10	26:19.038	10.439	2:29.961	4	42.011
3	2	 VAN MECHELEN Joël	10	27:04.664	56.065	2:34.573	4	40.757
4	3	 VAN NOBELEN Jordi	10	27:45.769	1:37.170	2:28.030	1	42.559
5	6	 ENGELEN Bryan	10	28:03.644	1:55.045	2:35.443	3	40.529
6	46	MEARA Jason	10	28:28.139	2:19.540	2:33.130	1	41.142
7	40	 ADAMS Nicholas	10	32:13.704	6:05.105	2:30.596	3	41.834
8	1	 POOTJES Davy	9	26:14.552	1 Lap	2:29.268	1	42.206
9	48	FEE Stuart	9	26:42.420	27.868	2:37.823	3	39.918
10	17	LOUIS Tim	9	26:46.370	31.818	2:46.432	3	37.853
11	21	FREIDIG Loris	9	27:10.304	55.752	2:53.218	5	36.370
12	26	PIKKUMAKI Santeri	9	27:17.635	1:03.083	2:46.681	6	37.797
13	10	VERHAEGHE Alexis	9	27:30.264	1:15.712	2:36.846	4	40.167
14	36	 LAURYSSEN Yente	9	27:34.530	1:19.978	2:45.277	3	38.118
15	15	NIELSEN Jakob K.	9	28:15.056	2:00.504	2:44.049	2	38.403
16	19	CORTIJO Yohan	9	28:38.831	2:24.279	2:54.285	2	36.148
17	20	KÖPPEL Gerhard	8	26:11.652	2 Laps	3:06.510	4	33.778
18	11	BLEUZE Yannis	8	26:56.069	44.417	2:51.694	2	36.693
19	4	HEYLEN Yannick	8	27:35.829	1:24.177	2:33.663	2	40.999
20	27	SIHVONEN Miro	8	27:51.244	1:39.592	2:56.460	1	35.702
21	34	 VAN MIEGHEM Jordi	8	28:09.853	1:58.201	2:39.888	4	39.403
22	29	MAYNE Dylan	8	28:23.750	2:12.098	3:13.882	2	32.494
23	47	COFFEY Dylan	8	28:27.559	2:15.907	2:47.722	2	37.562

24	25	AHTILA Antti	8	28:31.841	2:20.189	2:53.103	2	36.395
25	41	PURDON Tristan	8	28:46.520	2:34.868	2:49.351	2	37.201
26	42	 FARQUHARSON Zane	7	26:31.326	3 Laps	2:49.087	5	37.259
27	13	MEIER Glen	7	26:59.010	27.684	2:57.494	7	35.494
28	14	RASMUSSEN Kristian-Kl	7	29:28.950	2:57.624	3:16.537	4	32.055
29	37	VARGA Imre	7	29:35.924	3:04.598	2:59.549	2	35.088
30	28	DECOUVREUR Julien	6	26:17.594	4 Laps	3:30.432	2	29.938
31	16	VERSTAPPEN Amandine	6	27:01.786	44.192	2:50.213	3	37.012
32	18	 FRAIKIN Remi	6	27:42.093	1:24.499	3:05.037	3	34.047
33	35	VERTOMMEN Yannick	5	28:13.121	5 Laps	2:50.806	3	36.884
34	30	DELVOY Thomas	5	29:55.602	1:42.481	3:30.697	2	29.901
35	38	 KORNEL Mike	0	16.580	10 Laps	--:--:--:--	0	-