









Pos	No.	Name	Laps	Total time	Diff	Best time	In lap	Best speed
1	7	<a href="#">DESPREY Maxime</a>	13	30:40.482		2:14.236	1	46.932
2	4	 <a href="#">BOGERS Brian</a>	13	30:41.970	1.488	2:14.533	2	46.829
3	1	<a href="#">GETTEMAN Jens</a>	13	30:53.760	13.278	2:18.085	12	45.624
4	3	<a href="#">LIEBER Cédric</a>	13	31:20.076	39.594	2:21.085	2	44.654
5	24	<a href="#">JOUSI Atte</a>	13	31:29.310	48.828	2:20.406	4	44.870
6	9	<a href="#">ADAM David</a>	13	31:35.080	54.598	2:19.660	8	45.110
7	5	 <a href="#">KOUWENBERG Nick</a>	13	32:51.417	2:10.935	2:21.596	9	44.493
8	2	 <a href="#">FORS Kevin</a>	13	32:56.348	2:15.866	2:21.420	4	44.548
9	6	 <a href="#">VAN IPEREN Tom</a>	13	33:14.680	2:34.198	2:25.990	3	43.154
10	8	<a href="#">FURA Richard</a>	12	30:46.255	1 Lap	2:24.229	9	43.681
11	34	<a href="#">ALLINGHAM Edward</a>	12	30:49.478	3.223	2:28.012	7	42.564
12	14	 <a href="#">FRANSEN Nichlas</a>	12	31:18.487	32.232	2:25.829	11	43.201
13	35	<a href="#">MALLON Michael</a>	12	31:22.940	36.685	2:31.568	3	41.566
14	16	<a href="#">SCHAFFTER Kim</a>	12	31:24.815	38.560	2:25.138	3	43.407
15	23	<a href="#">TAKATALO Eeli</a>	12	32:01.668	1:15.413	2:28.271	6	42.490
16	45	<a href="#">SZOKE Mark</a>	12	33:20.094	2:33.839	2:35.084	8	40.623
17	36	<a href="#">MEARA John</a>	11	30:40.809	2 Laps	2:35.781	5	40.441
18	20	<a href="#">STRYDOM Damon</a>	11	31:02.564	21.755	2:38.642	3	39.712
19	43	<a href="#">FIRTOSVARI Gabor</a>	11	31:44.317	1:03.508	2:32.509	11	41.309
20	22	<a href="#">LEHTINEN Teemu</a>	11	32:12.349	1:31.540	2:26.862	3	42.897
21	18	<a href="#">KEHRLI William</a>	11	32:20.417	1:39.608	2:32.921	5	41.198
22	21	<a href="#">VLAANDEREN Calvin</a>	11	32:28.569	1:47.760	2:35.042	10	40.634
23	46	<a href="#">MAGNUSSON Gudbjartur</a>	10	31:00.571	3 Laps	2:52.974	6	36.422

24	38	 DESPRECHINS Arno	10	32:42.548	1:41.977	2:54.650	6	36.072
25	37	<a href="#">GLOTZ Arnaud</a>	10	33:34.595	2:34.024	3:06.716	6	33.741
26	19	<a href="#">REYNARD Anthony</a>	9	30:17.679	4 Laps	2:59.665	7	35.065
27	13	<a href="#">JORGENSEN Mathias</a>	9	30:49.761	32.082	2:28.088	7	42.542
28	47	<a href="#">REYNISSON Eythor</a>	8	31:17.983	5 Laps	2:39.544	7	39.488
29	15	 LYNGGAARD Rasmus	7	18:48.126	6 Laps	2:31.382	5	41.617
30	17	 SEEWER Jeremy	3	7:48.149	10 Laps	2:24.006	2	43.748
31	39	<a href="#">DEGEYTER Jonathan</a>	0	13.492	13 Laps	--:--:--:--	0	-