






Pos	No.	Name	Laps	Total time	Diff	Best time	In lap	Best speed
1	7	<a href="#">DESPREY Maxime</a>	15	29:16.091		1:53.872	10	55.325
2	3	<a href="#">LIEBER Cédric</a>	15	29:29.806	13.715	1:54.460	8	55.041
3	17	 <a href="#">SEEWER Jeremy</a>	15	29:33.992	17.901	1:55.829	5	54.391
4	23	<a href="#">TAKATALO Eeli</a>	15	29:45.556	29.465	1:56.373	13	54.136
5	4	 <a href="#">BOGERS Brian</a>	15	29:56.461	40.370	1:56.819	11	53.930
6	1	<a href="#">GETTEMAN Jens</a>	15	30:19.248	1:03.157	1:55.213	9	54.681
7	8	<a href="#">FURA Richard</a>	15	30:39.103	1:23.012	1:58.695	7	53.077
8	24	<a href="#">JOUSI Atte</a>	15	30:48.572	1:32.481	1:59.886	10	52.550
9	9	<a href="#">ADAM David</a>	15	30:58.147	1:42.056	1:58.641	11	53.101
10	16	<a href="#">SCHAFFTER Kim</a>	15	31:06.881	1:50.790	1:59.105	3	52.895
11	6	 <a href="#">VAN IPEREN Tom</a>	15	31:10.794	1:54.703	1:59.901	13	52.543
12	20	<a href="#">STRYDOM Damon</a>	15	31:13.118	1:57.027	2:01.441	5	51.877
13	34	<a href="#">ALLINGHAM Edward</a>	15	31:18.971	2:02.880	2:00.334	11	52.354
14	45	<a href="#">SZOKE Mark</a>	14	29:35.780	1 Lap	2:02.265	11	51.527
15	43	<a href="#">FIRTOSVARI Gabor</a>	14	29:36.951	1.171	2:01.660	11	51.784
16	18	<a href="#">KEHRLI William</a>	14	30:25.646	49.866	2:02.896	6	51.263
17	22	<a href="#">LEHTINEN Teemu</a>	14	31:04.616	1:28.836	2:06.178	3	49.929
18	46	<a href="#">MAGNUSSON Gudbjartur</a>	13	30:42.647	2 Laps	2:17.746	11	45.736
19	37	<a href="#">GLOTZ Arnaud</a>	11	29:46.470	4 Laps	2:26.674	3	42.952
20	38	 <a href="#">DESPRECHINS Arno</a>	7	31:05.605	8 Laps	2:34.698	4	40.725
21	39	<a href="#">DEGEYTER Jonathan</a>	7	31:30.882	25.277	2:31.268	2	41.648
22	36	<a href="#">MEARA John</a>	5	29:28.104	10 Laps	2:08.005	3	49.217
23	5	 <a href="#">KOUWENBERG Nick</a>	1	2:24.679	14 Laps	2:15.134	1	46.620